

Plastic U-Series Nozzles

Use 30% Less Water*

The patented U-Series nozzle is the first plastic nozzle with a second orifice for close-in watering and more uniform water distribution**. Its unique design uses 30% less water* than conventional spray nozzles. U-Series Nozzles shorten run times, save money and water, and reduce waste.

Features

- Additional orifice for close-in watering. Minimizes dry spots around spray heads
- Low scheduling coefficient for efficient watering**
- Matched precipitation rate between sets and matched flow (gpm, m³/h and l/s) and precipitation rates with 1800 Series MPR nozzles
- Greater design and installation flexibility. U-Series nozzles feature complete fixed arc sets in 8', 10', 12', and 15' radius options
- Fine mesh screen protects bottom orifice from debris
- Stainless steel adjustment screw to adjust flow and radius
- Five year trade warranty
- Fits all Rain Bird sprinklers and shrub adapters

Operating Range

- Spacing: 5 to 15 feet (1,8 to 4,6)
- Pressure: 15 to 30 psi (1 to 2,1 bar)
- Optimum pressure: 30 psi (2,1 bar)

*When U-Series dual-orifice nozzles are installed instead of standard nozzles on every spray head in the zone. Results may vary based on site-specific conditions such as sprinkler spacing, wind, temperature, soil and grass type.

Models

- U-8Q: 8-foot quarter-circle pattern nozzle
- U-8H: 8-foot half-circle pattern nozzle
- U-8F: 8-foot full-circle pattern nozzle
- U-10Q: 10-foot quarter-circle pattern nozzles
- U-10H: 10-foot half-circle pattern nozzle
- U-10F: 10-foot full-circle pattern nozzle
- U-12Q: 12-foot quarter-circle pattern nozzle
- U-12H: 12-foot half-circle pattern nozzle
- U-12F: 12-foot full-circle pattern nozzle
- U-15Q: 15-foot quarter-circle pattern nozzle
- U-15H: 15-foot half-circle pattern nozzle
- U-15F: 15-foot full-circle pattern nozzle



How To Specify

1804 - U12H

Nozzle Series/Pattern
U12H: 12 Series U-Series nozzle
with half circle pattern

Model

1804: 4" (10.2 cm) pop-up height

Going Head-to-Head Against the Competition



Patented U-Series

Water flowing from both orifices results in a lower scheduling coefficient. This efficient design conserves water, saves money and reduces waste









Competitor A









Competitor B

Competitor A and B nozzles fail to provide efficient close-in watering which results in a higher scheduling coefficient

U8 Series						
10° Trajectory						
Nozzle	Pressure psi	Radius ft.	Flow gpm	■ Precip In/h	▲ Precip In/h	
 U-8F	15	5	0.74	2.07	2.39	
	20	6	0.86	2.01	2.32	
	25	7	0.96	1.62	1.87	
	30	8	1.05	1.58	1.83	
 U-8H	15	5	0.37	2.07	2.39	
	20	6	0.42	2.01	2.32	
	25	7	0.47	1.62	1.87	
	30	8	0.52	1.58	1.83	
 U-8Q	15	5	0.18	2.07	2.39	
	20	6	0.21	2.01	2.32	
	25	7	0.24	1.62	1.87	
	30	8	0.26	1.58	1.83	

U8 Series							METRIC	
10° Trajectory								
Nozzle	Pressure bar	Radius m	Flow m³/h	Flow l/m	■ Precip mm/h	▲ Precip mm/h		
 U-8F	1.0	1.7	0.16	2.8	52	60		
	1.5	2.1	0.20	3.4	47	55		
	2.0	2.4	0.23	3.9	41	48		
	2.1	2.4	0.24	4.0	40	46		
 U-8H	1.0	1.7	0.08	1.4	52	60		
	1.5	2.1	0.10	1.7	47	55		
	2.0	2.4	0.12	1.9	41	48		
	2.1	2.4	0.12	2.0	40	46		
 U-8Q	1.0	1.7	0.04	0.7	52	60		
	1.5	2.1	0.05	0.8	47	55		
	2.0	2.4	0.06	1.0	41	48		
	2.1	2.4	0.06	1.0	40	46		

U10 Series						
12° Trajectory						
Nozzle	Pressure psi	Radius ft.	Flow gpm	■ Precip In/h	▲ Precip In/h	
 U-10F	15	7	1.16	2.07	2.39	
	20	8	1.34	2.01	2.32	
	25	9	1.50	1.62	1.87	
	30	10	1.64	1.58	1.83	
 U-10H	15	7	0.58	2.07	2.39	
	20	8	0.67	2.01	2.32	
	25	9	0.75	1.62	1.87	
	30	10	0.82	1.58	1.83	
 U-10Q	15	7	0.29	2.07	2.39	
	20	8	0.33	2.01	2.32	
	25	9	0.37	1.62	1.87	
	30	10	0.41	1.58	1.83	

U10 Series							METRIC	
12° Trajectory								
Nozzle	Pressure bar	Radius m	Flow m³/h	Flow l/m	■ Precip mm/h	▲ Precip mm/h		
 U-10F	1.0	2.1	0.26	4.4	52	60		
	1.5	2.6	0.30	5.3	47	55		
	2.0	3.0	0.34	6.1	41	48		
	2.1	3.1	0.37	6.2	40	46		
 U-10H	1.0	2.1	0.13	2.2	52	60		
	1.5	2.6	0.15	2.6	47	55		
	2.0	3.0	0.17	3.1	41	48		
	2.1	3.1	0.19	3.1	40	46		
 U-10Q	1.0	2.1	0.07	1.1	52	60		
	1.5	2.6	0.08	1.3	47	55		
	2.0	3.0	0.08	1.5	41	48		
	2.1	3.1	0.09	1.6	40	46		




Note: All U-Series nozzles tested on 4" (10.2 cm) pop-ups




■ Square spacing based on 50% diameter of throw




▲ Triangular spacing based on 50% diameter of throw




Performance data taken in zero wind conditions

Radius refers to recommended product spacing. Actual radii along arc may vary

U12 Series					
23° Trajectory					
Nozzle	Pressure psi	Radius ft.	Flow gpm	Precip In/h	Precip In/h
	15	9	1.80	2.14	2.47
	20	10	2.10	2.02	2.34
	25	11	2.40	1.91	2.21
	30	12	2.60	1.74	2.01
	15	9	0.90	2.14	2.47
	20	10	1.05	2.02	2.34
	25	11	1.20	1.91	2.21
	30	12	1.30	1.74	2.01
	15	9	0.45	2.14	2.47
	20	10	0.53	2.02	2.34
	25	11	0.60	1.91	2.21
	30	12	0.65	1.74	2.01

U12 Series						METRIC	
23° Trajectory							
Nozzle	Pressure bar	Radius m	Flow m³/h	Flow l/m	Precip mm/h	Precip mm/h	
	1.0	2.7	0.40	6.8	55	63	
	1.5	3.2	0.48	8.3	47	54	
	2.0	3.6	0.59	9.7	46	53	
	2.1	3.7	0.60	9.8	44	51	
	1.0	2.7	0.20	3.4	55	63	
	1.5	3.2	0.24	4.2	47	54	
	2.0	3.6	0.30	4.8	46	53	
	2.1	3.7	0.30	4.9	44	51	
	1.0	2.7	0.10	1.7	55	63	
	1.5	3.2	0.12	2.1	47	54	
	2.0	3.6	0.15	2.4	46	53	
	2.1	3.7	0.15	2.5	44	51	

U15 Series					
23° Trajectory					
Nozzle	Pressure psi	Radius ft.	Flow gpm	Precip In/h	Precip In/h
	15	11	2.60	2.07	2.39
	20	12	3.00	2.01	2.32
	25	14	3.30	1.62	1.87
	30	15	3.70	1.58	1.83
	15	11	1.30	2.07	2.39
	20	12	1.50	2.01	2.32
	25	14	1.65	1.62	1.87
	30	15	1.85	1.58	1.83
	15	11	0.65	2.07	2.39
	20	12	0.75	2.01	2.32
	25	14	0.82	1.62	1.87
	30	15	0.92	1.58	1.83

U15 Series						METRIC	
23° Trajectory							
Nozzle	Pressure bar	Radius m	Flow m³/h	Flow l/m	Precip mm/h	Precip mm/h	
	1.0	3.4	0.60	9.8	52	60	
	1.5	3.9	0.72	11.8	47	55	
	2.0	4.5	0.84	13.7	41	48	
	2.1	4.6	0.84	14.0	40	46	
	1.0	3.4	0.30	4.9	52	60	
	1.5	3.9	0.36	5.9	47	55	
	2.0	4.5	0.42	6.9	41	48	
	2.1	4.6	0.42	7.0	40	46	
	1.0	3.4	0.15	2.5	52	60	
	1.5	3.9	0.18	2.9	47	55	
	2.0	4.5	0.21	3.4	41	48	
	2.1	4.6	0.21	3.5	40	46	

Note: All U-Series nozzles tested on 4" (10.2 cm) pop-ups

■ Square spacing based on 50% diameter of throw

▲ Triangular spacing based on 50% diameter of throw

Performance data taken in zero wind conditions

Radius refers to recommended product spacing. Actual radii along arc may vary

Specifications

The nozzle shall have a fixed arc of _____ degrees (_____ circle) and shall be capable of covering a _____ feet radius (FT. RAD.)/(meter) at _____ pounds per square inch (psi)/(Bars) with a discharge rate of _____ gallons per minute, (GPM)/(m³/h, l/s). The angle of trajectory shall be _____ degrees.

The nozzle shall have dual orifices for both in-close watering and standard pattern watering. The lower orifice shall be a labyrinth type orifice to assure correct distribution of water close to the spray head.

The nozzle shall be constructed of UV-resistant plastic. The radius adjustment screw shall be of stainless steel.

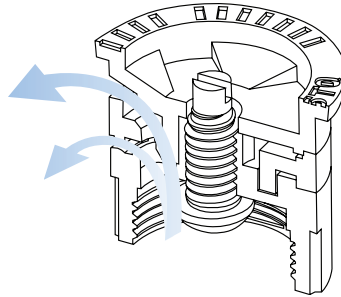
The part-circle nozzle shall accept the blue finer mesh screen and the full-circle nozzle shall accept the 1800 Series filter screen to protect nozzles against clogging and to allow for radius adjustment.

The nozzle shall have a precipitation rate matched with other 1800 Series MPR nozzles.

The nozzle shall be as manufactured by Rain Bird Corporation, Azusa, California.



U-Series nozzles offer better, more uniform water distribution. Water flowing from both orifices combines to form a continuous water stream. Eliminates gaps for more uniform coverage throughout the entire watering area



Rain Bird® U-Series Nozzles produce spray patterns from two orifices to form a continuous water stream. The result is that gaps in coverage are eliminated so the entire watering area is more uniformly covered.

(Based on tests conducted at the Rain Bird Product Research Center. Tests conducted on Rain Bird and principal competitors' part-circle nozzles)

Rain Bird Corporation

6991 E. Southpoint Road
Tucson, AZ 85756
Phone: (520) 741-6100
Fax: (520) 741-6522

Rain Bird Technical Services

(800) RAINBIRD (1-800-724-6247)
(U.S. and Canada)

Rain Bird Corporation

970 West Sierra Madre Avenue
Azusa, CA 91702
Phone: (626) 812-3400
Fax: (626) 812-3411

Specification Hotline

800-458-3005 (U.S. and Canada)

Rain Bird International, Inc.

1000 West Sierra Madre Ave.
Azusa, CA 91702
Phone: (626) 963-9311
Fax: (626) 852-7343

The Intelligent Use of Water™
www.rainbird.com